

Honda K20 K24 Throttle Bodies Assembly Direct to Head (2 EUR)



Locatie **Drenthe, Emmen**
<https://www.advertentiex.nl/x-286001-z>




This DTH ITB system will fit K20 powered cars such as Honda Civic Type R, RSX, DC5 Integra, and K20 conversions. Please select the correct type when ordering "EP3 Style" and "FD2 Style". Later FD2 cars have been found to make as much as 249bhp with a standard engine.

AT Power K20/K24 throttles come with a choice of mounting flange for direct fitment to both K20 FD2 and EP3/DC5 engines.

Earlier engines such as the EP3 Civic, and DC5 Integra will use the "EP3 Civic Style" mounting flange, and later engines as found in FD2 Civics and CL7 Accord Euro-R will use the "FD2 Civic Style" option. Please ensure you select the correct option when specifying your build options below

The AT Power Throttle Body incorporates a patented design matching the outright performance of a roller barrel Throttle Body while independent tests have shown >7% more airflow than a conventional butterfly Throttle Body. Mid range performance is significantly increased due the velocity of the same volume of air passing through a smaller orifice. (Click on image for details of Throttle Body Power and Torque curves)

All AT Power Throttle Bodies are made from highly attractive billet machined aluminium housings. The Throttle Body assembly includes Billet Fuel Rail, Complete Stainless Steel Linkage fully assembled to the throttles as standard, Universal TPS output shaft and a range of TPS adaptor plates. They are shipped fully assembled and ready to fit straight to the engine. The Throttle Body is factory balanced and




Honda K20	K24 Throttle Bodies Assembly	Direct to Head
-----------	------------------------------	----------------



<https://www.advertentiax.nl/x-2860-01-z>



<https://www.advertentiax.nl/x-286001-z>



<https://www.advertentiax.nl/x-286001-z>



Head K20 K24 Throttle
Bodies Assembly Direct to
Head



	Bodas	Assembly	Direct	tac
Hearse	K20	K24	Innottle	
Position Sensor				
https://www.advertentix.nl/x-2860				
01-Z-				




comprises Sensors
Hoda K20 K24 Innotr
Bodies Assembly Direct to
Heap
<https://www.advertentiax.nl/x-28660>
01-2



Adaptor Panel, Rowed K20 K24 Inverted Bodies Assembly Direct to Heat Exchanger



Head Bodies Assembly Direct to
Harness.
<https://www.advententirex.nl/x-286001-z>



Bodies Assembly Direct to Head

<https://www.advertentiax.nl/x-286001-z>

calibrated to a set idle condition

The K20 45mm Throttle Body is connected to the intake manifold and is available with 45mm diameter ports or a reduced system with 30mm ports. A 45mm throttle body is a direct fit onto the standard throttle cable. No additional modification is required. With the throttle plates very close to the valve the throttle response is significantly increased.

Note: throttle Position Sensor Kit comprises Sensor, Adaptor Plate, and Harness