

Draagarm Mercedes C-klasse CLK-Klasse E-klasse SLK-Klasse (43 EUR)



Locatie **Noord-Brabant, Boxtel**
<https://www.advertentienl.nl/x-302167-z>

Draagarm Mercedes W203, W204 C-klasse / W209 CLK-Klasse / W207 E-klasse / R171, R171 SLK-Klasse

3T ME-TC-1959 Mercedes

Geschikt voor de volgende modellen:

MERCEDES-BENZ CLASS T-Model (S204)200708 - /

Model Engine CC KW HP Cylinder Type Year

C 250 CGI (204.247) Otto 1796 150 204 4 Kombi 200907 - /

C 200 CDI (204.201) Diesel 2143 100 136 4 Kombi 201008 - /

C 180 CGI (204.249) Otto 1796 115 156 4 Kombi 200911 - /

C 180 Kompressor (204.246) Otto 1796 115 156 4 Kombi 200708 - /

C 200 Kompressor (204.248) Otto 1796 135 184 4 Kombi 200708 - /

C 230 (204.252) Otto 2496 150 204 6 Kombi 200708 - /

C 280 (204.254) Otto 2996 170 231 6 Kombi 200708 - /

C 350 (204.256) Otto 3498 200 272 6 Kombi 200708 - /

C 200 CDI (204.207) Diesel 2148 100 136 4 Kombi 200708 - /

C 220 CDI (204.208) Diesel 2148 125 170 4 Kombi 200708 - /

C 320 CDI (204.222) Diesel 2987 165 224 6 Kombi 200708 - /

C 63 AMG (204.277) Otto 6208 336 457 8 Kombi 200802 - /

C 180 Kompressor (204.245) Otto 1597 115 156 4 Kombi 200801 - /

C 200 CDI (204.201) Diesel 2143 125 136 4 Kombi 200801 - /

C 200 CDI (204.225) Diesel 2143 100 136 4 Kombi 200907 - /

C 200 CDI (204.225) Diesel 2143 100 136 4 Kombi 200907 - /

C 200 CDI (204.225) Diesel 2143 100 136 4 Kombi 200907 - /

C 200 CDI (204.225) Diesel 2143 100 136 4 Kombi 200907 - /

C 200 CDI (204.225) Diesel 2143 100 136 4 Kombi 200907 - /

C 200 CDI (204.225) Diesel 2143 100 136 4 Kombi 200907 - /

C 200 CDI (204.225) Diesel 2143 100 136 4 Kombi 200907 - /

C 200 CDI (204.225) Diesel 2143 100 136 4 Kombi 200907 - /

C 200 CDI (204.225) Diesel 2143 100 136 4 Kombi 200907 - /

C 200 CDI (204.225) Diesel 2143 100 136 4 Kombi 200907 - /

C 200 CDI (204.225) Diesel 2143 100 136 4 Kombi 200907 - /


C 200 CDI (204.225) Diesel 2143 100 136 4 Kombi 200907 - /

C 200 CDI (204.225) Diesel 2143 100 136 4 Kombi 200907 - /

C 200 CDI (204.225) Diesel 2143 100 136 4 Kombi 200907 - /

C 200 CDI (204.225) Diesel 2143 100 136 4 Kombi 200907 - /

C 200 CDI (204.225) Diesel 2143 100 136 4 Kombi 200907 - /



Draagarm Mercedes C-Klasse
 CLK-Klasse E-Klasse SLK-Klasse

<https://www.advertentienl.nl/x-302167-z>



Draagarm Mercedes E-Klasse
 SLK-Klasse

<https://www.advertentienl.nl/x-302167-z>



Draagarm Mercedes SLK-Klasse

<https://www.advertentienl.nl/x-302167-z>



Draagarm Mercedes CLK-Klasse

<https://www.advertentienl.nl/x-302167-z>



Draagarm Mercedes C-Klasse

<https://www.advertentienl.nl/x-302167-z>



Draagarm Mercedes E-Klasse

<https://www.advertentienl.nl/x-302167-z>




Draagarm Mercedes SLK-Klasse

<https://www.advertentienl.nl/x-302167-z>




Draagarm Mercedes CLK-Klasse

<https://www.advertentienl.nl/x-302167-z>



Draagarm Mercedes C-Klasse

<https://www.advertentienl.nl/x-302167-z>



Draagarm Mercedes E-Klasse

<https://www.advertentienl.nl/x-302167-z>

C 320 CDI (204.022) Diesel 2987 165 224 6 Stufenheck 200701 - /
C 180 Kompressor (204.046) Otto 1796 115 156 4 Stufenheck 200701 - /
C 200 Kompressor (204.041) Otto 1796 135 184 4 Stufenheck 200701 - /
C 230 (204.052) Otto 2496 150 204 6 Stufenheck 200701 - /
C 280 (204.054) Otto 2996 170 231 6 Stufenheck 200701 - /
C 350 (204.056) Otto 3498 200 272 6 Stufenheck 200701 - /
C 63 AMG (204.077) Otto 6208 336 457 8 Stufenheck 200802 - /
C 180 Kompressor (204.044, 204.045) Otto 1597 115 156 4 Stufenheck 200801 - /
C 350 CGI (204.065) Otto 3498 215 292 6 Stufenheck 200809 - /
C 250 CDI (204.003) Diesel 2143 150 204 4 Stufenheck 200808 - /
C 220 CDI (204.002) Diesel 2143 125 170 4 Stufenheck 200812 - /
C 350 CDI (204.022) Diesel 2987 165 224 6 Stufenheck 200907 - /
C 250 CGI (204.047) Otto 1796 150 204 4 Stufenheck 200907 - /
C 300 (204.054) Otto 2996 170 231 6 Stufenheck 200907 - /
C 350 CDI (204.025) Diesel 2987 170 231 6 Stufenheck 200910 - /
C 180 CGI (204.049) Otto 1796 115 156 4 Stufenheck 200701 - /
C 200 CGI (204.048) Otto 1796 135 184 4 Stufenheck 200701 - /

MERCEDES-BENZC-CLASS Saloon (W203)200005 - /

Model Engine CC KW HP Cylinder Type Year

C 180 (203.035) Otto 1998 95 129 4 Stufenheck 200010 - 200205
C 200 Kompressor (203.045) Otto 1998 120 163 4 Stufenheck 200005 - 200205
C 240 (203.061) Otto 2597 125 170 6 Stufenheck 200005 - /
C 320 (203.064) Otto 3199 160 218 6 Stufenheck 200005 - /
C 200 CDI (203.004) Diesel 2148 85 116 4 Stufenheck 200009 - /
C 270 CDI (203.016) Diesel 2685 125 170 5 Stufenheck 200012 - /
C 220 CDI (203.006) Diesel 2148 105 143 4 Stufenheck 200005 - /
C 32 AMG Kompressor (203.065) Otto 3199 260 354 6 Stufenheck 200102 - /
C 200 CDI Diesel 2148 75 102 4 Stufenheck 200102 - /
C 180 Kompressor (203.046) Otto 1796 105 143 4 Stufenheck 200205 - /
C 200 Kompressor (203.042) Otto 1796 120 163 4 Stufenheck 200205 - /
C 30 CDI AMG (203.018) Diesel 2950 170 231 5 Stufenheck 200301 - /
C 200 CDI (203.007) Diesel 2148 90 122 4 Stufenheck 200304 - /
C 200 CGI Kompressor (203.043) Otto 1796 125 170 4 Stufenheck 200307 - /
C 230 Kompressor (203.040) Otto 1796 141 192 4 Stufenheck 200402 - /
C 220 CDI (203.008) Diesel 2148 110 150 4 Stufenheck 200402 - /
C 55 AMG (203.076) Otto 5439 270 367 8 Stufenheck 200402 - /
C 320 CDI (203.020) Diesel 2987 165 224 6 Stufenheck 200501 - /
C 280 (203.054) Otto 2996 170 231 6 Stufenheck 200501 - /
C 350 (203.056) Otto 3498 200 272 6 Stufenheck 200501 - /

C 230 (203.052) Otto 2496 150 204 6 Stufenheck 200501 - /

MERCEDES-BENZC-CLASS Sportscoupe (CL203)200103 - 201106

Model Engine CC KW HP Cylinder Type Year

C 180 (203.735) Otto 1998 95 129 4 Coupe 200103 - 200205
C 200 Kompressor (203.745) Otto 1998 120 163 4 Coupe 200103 - 200205
C 220 CDI (203.706) Diesel 2148 105 143 4 Coupe 200103 - 201106
C 230 Kompressor (203.747) Otto 2295 145 197 4 Coupe 200103 - 200205
C 180 Kompressor (203.746) Otto 1796 105 143 4 Coupe 200205 - 201106
C 200 Kompressor (203.742) Otto 1796 120 163 4 Coupe 200205 - 201106
C 230 Kompressor (203.740) Otto 1796 141 192 4 Coupe 200205 - 201106
C 30 CDI AMG (203.718) Diesel 2950 170 231 5 Coupe 200209 - 201106
C 320 (203.764) Otto 3199 160 218 6 Coupe 200209 - 201106
C 200 CGI Kompressor (203.743) Otto 1796 125 170 4 Coupe 200303 - 201106
C 200 CDI (203.707) Diesel 2148 90 122 4 Coupe 200303 - 201106
C 220 CDI (203.708) Diesel 2148 110 150 4 Coupe 200402 - 201106
C 350 (203.756) Otto 3498 200 272 6 Coupe 200501 - 201106
C 230 (203.752) Otto 2496 150 204 6 Coupe 200501 - 201106
C 160 Kompressor (203.730) Otto 1796 90 122 4 Coupe 200205 - 201106

MERCEDES-BENZC-CLASS T-Model (S203)200103 - 200708

Model Engine CC KW HP Cylinder Type Year

C 200 Kompressor (203.245) Otto 1998 120 163 4 Kombi 200103 - 200205
C 320 (203.264) Otto 3199 160 218 6 Kombi 200103 - 200708
C 200 CDI (203.204) Diesel 2148 85 116 4 Kombi 200103 - 200708
C 220 CDI (203.206) Diesel 2148 105 143 4 Kombi 200103 - 200708
C 270 CDI (203.216) Diesel 2685 125 170 5 Kombi 200103 - 200708
C 180 (203.235) Otto 1998 95 129 4 Kombi 200103 - 200205
C 240 (203.261) Otto 2597 125 170 6 Kombi 200103 - 200708
C 32 AMG Kompressor (203.265) Otto 3199 260 354 6 Kombi 200103 - 200708
C 200 CDI Diesel 2148 75 102 4 Kombi 200103 - 200708
C 180 Kompressor (203.246) Otto 1796 105 143 4 Kombi 200205 - 200708
C 200 Kompressor (203.242) Otto 1796 120 163 4 Kombi 200205 - 200708
C 30 CDI AMG (203.218) Diesel 2950 170 231 5 Kombi 200301 - 200708
C 200 CGI Kompressor (203.243) Otto 1796 125 170 4 Kombi 200307 - 200708
C 200 CDI (203.207) Diesel 2148 90 122 4 Kombi 200304 - 200708
C 230 Kompressor (203.240) Otto 1796 141 192 4 Kombi 200402 - 200708
C 220 CDI (203.208) Diesel 2148 110 150 4 Kombi 200402 - 200708
C 55 AMG (203.276) Otto 5439 270 367 8 Kombi 200402 - 200708
C 350 (203.256) Otto 3498 200 272 6 Kombi 200501 - 200708

C 280 (203.254) Otto 2996 170 231 6 Kombi 200501 - 200708
C 230 (203.252) Otto 2496 150 204 6 Kombi 200501 - 200708
C 320 CDI (203.220) Diesel 2987 165 224 6 Kombi 200506 - 200708

MERCEDES-BENZCLC-CLASS (CL203)200805 - /
Model Engine CC KW HP Cylinder Type Year
CLC 180 Kompressor (203.746) Otto 1796 105 143 4 Coupe 200805 - /
CLC 230 (203.752) Otto 2496 150 204 6 Coupe 200805 - /
CLC 350 (203.756) Otto 3498 200 272 6 Coupe 200805 - /
CLC 200 CDI (203.707) Diesel 2148 90 122 4 Coupe 200805 - /
CLC 220 CDI (203.708) Diesel 2148 110 150 4 Coupe 200805 - /
CLC 160 (203.731) Otto 1597 95 129 4 Coupe 200902 - /

MERCEDES-BENZCLK (C209)200206 - /
Model Engine CC KW HP Cylinder Type Year
320 (209.365) Otto 3199 160 218 6 Coupe 200206 - /
500 (209.375) Otto 4966 225 306 8 Coupe 200206 - /
240 (209.361) Otto 2597 125 170 6 Coupe 200206 - /
200 Kompressor (209.342) Otto 1796 120 163 4 Coupe 200209 - /
200 CGI (209.343) Otto 1796 125 170 4 Coupe 200307 - /
270 CDI (209.316) Diesel 2685 125 170 5 Coupe 200210 - /
55 AMG (209.376) Otto 5439 270 367 8 Coupe 200209 - /
350 (209.356) Otto 3498 200 272 6 Coupe 200501 - /
280 (209.354) Otto 2996 170 231 6 Coupe 200501 - /
220 CDI (209.308) Diesel 2148 110 150 4 Coupe 200501 - /
320 CDI (209.320) Diesel 2987 165 224 6 Coupe 200501 - /
63 AMG (209.377) Otto 6208 354 481 8 Coupe 200604 - /
500 (209.372) Otto 5461 285 388 8 Coupe 200606 - /
200 Kompressor (209.341) Otto 1796 135 184 4 Coupe 200610 - /

MERCEDES-BENZCLK Convertible (A209)200302 - /
Model Engine CC KW HP Cylinder Type Year
200 Kompressor (209.442) Otto 1796 120 163 4 Cabriolet 200302 - /
240 (209.461) Otto 2597 125 170 6 Cabriolet 200302 - /
320 (209.465) Otto 3199 160 218 6 Cabriolet 200302 - /
500 (209.475) Otto 4966 225 306 8 Cabriolet 200302 - /
55 AMG (209.476) Otto 5439 270 367 8 Cabriolet 200302 - /
350 (209.456) Otto 3498 200 272 6 Cabriolet 200501 - /
280 (209.454) Otto 2996 170 231 6 Cabriolet 200501 - /
63 AMG (209.477) Otto 6208 354 481 8 Cabriolet 200604 - /

320 CDI (209.420) Diesel 2987 165 224 6 Cabriolet 200503 - /
200 Kompressor (209.441) Otto 1796 135 184 4 Cabriolet 200610 - /
500 (209.472) Otto 5461 285 388 8 Cabriolet 200606 - /
CLK DTM AMG Otto 5439 428 582 8 Cabriolet 200406 - /

MERCEDES-BENZE-CLASS Coupe (C207)200901 - /

Model Engine CC KW HP Cylinder Type Year

E 300 Otto 3498 185 252 6 Coupe 201104 - /

E 350 Otto 3498 225 306 6 Coupe 201104 - /

E 250 CGI (207.347) Otto 1796 150 204 4 Coupe 200901 - /

E 350 CGI (207.357) Otto 3498 215 292 6 Coupe 200901 - /

E 500 (207.372) Otto 5461 285 388 8 Coupe 200901 - /

E 250 CDI (207.303) Diesel 2143 150 204 4 Coupe 200901 - /

E 350 CDI (207.322) Diesel 2987 170 231 6 Coupe 200901 - /

E 220 CDI (207.302) Diesel 2143 125 170 4 Coupe 201001 - /

E 200 CGI (207.348) Otto 1796 135 184 4 Coupe 201001 - /

MERCEDES-BENZE-CLASS Convertible (A207)201001 - /

Model Engine CC KW HP Cylinder Type Year

E 300 Otto 3498 185 252 6 Cabriolet 201104 - /

E 350 Otto 3498 225 306 6 Cabriolet 201104 - /

E 220 CDI (207.402) Diesel 2143 125 170 4 Cabriolet 201001 - /

E 250 CDI (207.403) Diesel 2143 150 204 4 Cabriolet 201001 - /

E 350 CDI (207.422) Diesel 2987 170 231 6 Cabriolet 201001 - /

E 200 CGI (207.448) Otto 1796 135 184 4 Cabriolet 201001 - /

E 250 CGI (207.447) Otto 1796 150 204 4 Cabriolet 201001 - /

E 350 CGI (207.457) Otto 3498 215 292 6 Cabriolet 201001 - /

E 500 (207.472) Otto 5461 285 388 8 Cabriolet 201001 - /

MERCEDES-BENZSLK (R172)201102 - /

Model Engine CC KW HP Cylinder Type Year

250 Otto 1796 150 204 4 Cabriolet 201102 - /

200 Otto 1796 135 184 4 Cabriolet 201102 - /

350 Otto 3498 225 306 6 Cabriolet 201102 - /

MERCEDES-BENZSLK (R171)200403 - /

Model Engine CC KW HP Cylinder Type Year

200 Kompressor (171.442) Otto 1795 120 163 4 Cabriolet 200403 - /

350 (171.456) Otto 3498 200 272 6 Cabriolet 200406 - /

55 AMG (171.473) Otto 5439 265 360 8 Cabriolet 200406 - /

280 (171.454) Otto 2996 170 231 6 Cabriolet 200501 - /
350 (171.458) Otto 3498 224 305 6 Cabriolet 200801 - /
200 Kompressor (171.445) Otto 1796 135 184 4 Cabriolet 200801 - /
300 (171.454) Otto 2996 170 231 6 Cabriolet 200904 - /

Manufacturer Number Description
A.B.S. 210736 Track Control Arm
ABC FZ5027 Track Control Arm
BENDIX 041753B Track Control Arm
BENDIX 041754B Track Control Arm
BIRTH BR1644 Track Control Arm
BORG & BECK BCA6290 Track Control Arm
DELPHI TC1279 Track Control Arm
DELPHI TC1280 Track Control Arm
DENCKERMANN D120133 Track Control Arm
DENCKERMANN D120134 Track Control Arm
DITAS A1-3781 Track Control Arm
FACET 4.9976 Ignition Cable Kit
FAI AUTOPARTS SS2313 Track Control Arm
FEBI BILSTEIN 21439 Track Control Arm
FEBI BILSTEIN 23700 Suspension Kit
FEBI BILSTEIN 23701 Suspension Kit
FEBI BILSTEIN 23702 Suspension Kit
FEBI BILSTEIN 28493 Track Control Arm
FIRST LINE FCA6290 Track Control Arm
FLENNOR FL581-F Track Control Arm
FLENNOR FL582-F Track Control Arm
FORTUNA LINE Z5027 Track Control Arm
FORTUNE LINE FZ5027 Track Control Arm
FRAP 2576 Track Control Arm
FRAP 3818 Track Control Arm
GALFER 21439 Brake Pad Set, disc brake
GALFER 21440 Brake Pad Set, disc brake
IVECO 1905009 LAGER FUR GETRIEBE
JAPCAR J3M034 Track Control Arm
JP GROUP 1340101180 882033300211
JP GROUP 882033300111 Track Control Arm
JP GROUP 882033300211 Track Control Arm
KAGER 87-0811 Track Control Arm
KAMOKA 9949976 Track Control Arm

KLARIUS 401073 Mounting Kit, catalyst converter
KLOKKERHOLM 3515363A1 Track Control Arm
KROSS 4708060521P Track Control Arm
KROSS OC391794 Track Control Arm
LEMFORDER 28493 Hydraulic Pump, steering system
LEMFORDER 28494 Hydraulic Pump, steering system
LEMFORDER 29633 Track Control Arm
LEMFORDER 29633 02 Track Control Arm
LEMFORDER 29634 02 Track Control Arm
LEMFORDER 3566301 Richag
LEMFORDER I29633 Cross-section bar, front axle
LEMFORDER I29634 Cross-section bar, front axle
LEMFORDER LMI29633 Cross-section bar, front axle
LEMFORDER LMI29634 Cross-section bar, front axle
LUO'S 731020 Track Control Arm
MALO 23700 Engine Mounting
MAPCO 23701 Timing Belt Kit
MAPCO 59884 Track Control Arm
MAPCO 59885 Track Control Arm
MASTER-SPORT 29633-PCS-MS Track Control Arm
MAXGEAR 72-0817 Track Control Arm
MB 2033300111 Track Control Arm
MB 2033300211 Track Control Arm
MERCEDES 203 330 01 11 Track Control Arm
MERCEDES 203 330 16 11 Track Control Arm
MERCEDES 203 330 35 11 Track Control Arm
MERCEDES 203 330 39 11 Track Control Arm
MERCEDES 204 330 43 11 Track Control Arm
MERCEDES 2303303911 Track Control Arm
MERCEDES A2043304311 Track Control Arm
METZGER 58052801 Track Control Arm
METZGER 8110235 Track Control Arm
MEYLE 016 050 0031/HD Track Control Arm
MEYLE 016 050 0032/HD Track Control Arm
MONROE 23702 Shock Absorber
MONROE L23525 Track Control Arm
MONROE L23526 Track Control Arm
MOOG ME-TC-1960 Track Control Arm
NK 5013327 Track Control Arm
OCAP 0391794 Track Control Arm

OCAP 391794 Cross-section bar, front axle
OE 0160500031 Track Control Arm
OE 0160500031HD Track Control Arm
OE 2033300111 Track Control Arm
OE 2033301611 Track Control Arm
OE 2033303511 Track Control Arm
OE 2033303911 Track Control Arm
OE 2033303911S1 Suspension Kit
OE 2033303911S2 Suspension Kit
OE 2033303911S3 Suspension Kit
OE 2043304311 Track Control Arm
OE 2043304311S1 Track Control Arm
OE 4708060521P Track Control Arm
OE 850023526 Track Control Arm
OE OC391794 Track Control Arm
OE QSJ3297S Track Control Arm
OPTIMAL EL1136 Track Control Arm
OPTIMAL EL1137 Track Control Arm
OPTIMAL G5-692 Track Control Arm
OPTIMAL G5-693 Track Control Arm
ORIGINAL IMPERIUM 28498 Protective Cap/Bellow, shock absorber
ORIGINAL IMPERIUM 29633 Radiator Cap
PEX 12.03.237 Track Control Arm
QUINTON HAZELL QSJ3297S Track Control Arm
QUINTON HAZELL QSJ3298S Track Control Arm
RTS 95-00878-1 Track Control Arm
RTS 95-00878-2 Track Control Arm
RUVILLE 935136 Track Control Arm
SASIC 7476002 Track Control Arm
SBS 19025013327 Track Control Arm
SIDEM 49976 Track Control Arm
SPIDAN 401072 Brake Caliper
SPIDAN 57279 Track Control Arm
SRL 5003371 Bar
SWAG 10 92 1440 Track Control Arm
SWAG 10 92 3700 Suspension Kit
SWAG 10 92 3701 Suspension Kit
SWAG 10 92 3702 Suspension Kit
SWAG 10 92 8493 Track Control Arm
SWAG 30 92 1439 Track Control Arm

TOPRAN 401 072 Link, wheel suspension
TRISCAN 8500 23526 Track Control Arm
TRUCKTEC AUTOMOTIVE 02.32.037 Track Control Arm
TRUCKTEC AUTOMOTIVE 02.32.038 Track Control Arm
TRW JTC968 Track Control Arm
VAICO V30-0769 Track Control Arm
VAICO V30-0770 Track Control Arm
VAICO V30-7471 Suspension