

Honda K20 K24 Throttle Bodies Assembly Direct to Head (1.875 EUR)



Locatie **Drenthe, Emmen**
<https://www.advertentieX.nl/x-593265-z>



This DTH ITB system will fit K20 powered cars such as Honda Civic Type R, RSX, DC5 Integra, and K20 conversions. Please select the correct type when ordering "EP3 Style" and "FD2 Style". Later FD2 cars have been found to make as much as 249bhp with a standard engine.

AT Power K20/K24 throttles come with a choice of mounting flange for direct fitment to both K20 FD2 and EP3/DC5 engines.

Earlier engines such as the EP3 Civic, and DC5 Integra will use the "EP3 Civic Style" mounting flange, and later engines as found in FD2 Civics and CL7 Accord Euro-R will use the "FD2 Civic Style" option. Please ensure you select the correct option when specifying your build options below











The AT Power Throttle Body incorporates a patented design matching the outright performance of a roller barrel Throttle Body while independent tests have shown >7% more airflow than a conventional butterfly Throttle Body. Mid range performance is significantly increased due the velocity of the same volume of air passing through a smaller orifice. (Click on image for details of Throttle Body Power and Torque curves)

All AT Power Throttle Bodies are made from highly attractive billet machined aluminium housings. The Throttle Body assembly includes Billet Fuel Rail, Complete Stainless Steel Linkage fully assembled to the throttles as standard, Universal TPS output shaft and a range of TPS adaptor plates. They are shipped

fully assembled and ready to fit straight to the engine. The Throttle Body is factory balanced and comes with a set in

This Honda K20 45mm Throttle Body Kit fits to the inlet manifold and is available in 45mm diameter. The throttle system includes 40mm power 45mm trunnions. This is a direct bolt on to the head so no additional manifold is required. With the throttle blade very close to the inlet valve the engine response is significantly increased.

Note: Throttle Position Sensor Kit comprises Sensor, Adaptor Plate, and Harness.

 <p>Honda K20 K24 Throttle Bodies Assembly Direct to Head</p> <p>https://www.advertentieX.nl/x-593265-z</p>	 <p>Honda K20 K24 Throttle Bodies Assembly Direct to Head</p> <p>https://www.advertentieX.nl/x-593265-z</p>	 <p>Honda K20 K24 Throttle Bodies Assembly Direct to Head</p> <p>https://www.advertentieX.nl/x-593265-z</p>	 <p>Honda K20 K24 Throttle Bodies Assembly Direct to Head</p> <p>https://www.advertentieX.nl/x-593265-z</p>	 <p>Honda K20 K24 Throttle Bodies Assembly Direct to Head</p> <p>https://www.advertentieX.nl/x-593265-z</p>	 <p>Honda K20 K24 Throttle Bodies Assembly Direct to Head</p> <p>https://www.advertentieX.nl/x-593265-z</p>	 <p>Honda K20 K24 Throttle Bodies Assembly Direct to Head</p> <p>https://www.advertentieX.nl/x-593265-z</p>	 <p>Honda K20 K24 Throttle Bodies Assembly Direct to Head</p> <p>https://www.advertentieX.nl/x-593265-z</p>	 <p>Honda K20 K24 Throttle Bodies Assembly Direct to Head</p> <p>https://www.advertentieX.nl/x-593265-z</p>	 <p>Honda K20 K24 Throttle Bodies Assembly Direct to Head</p> <p>https://www.advertentieX.nl/x-593265-z</p>
--	---	---	---	--	---	---	---	---	---